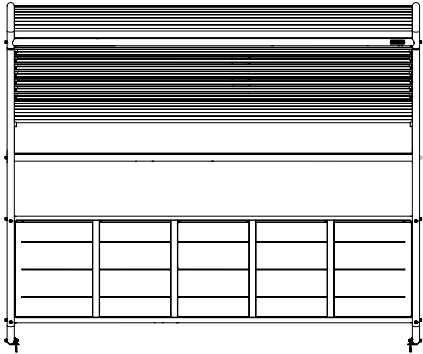
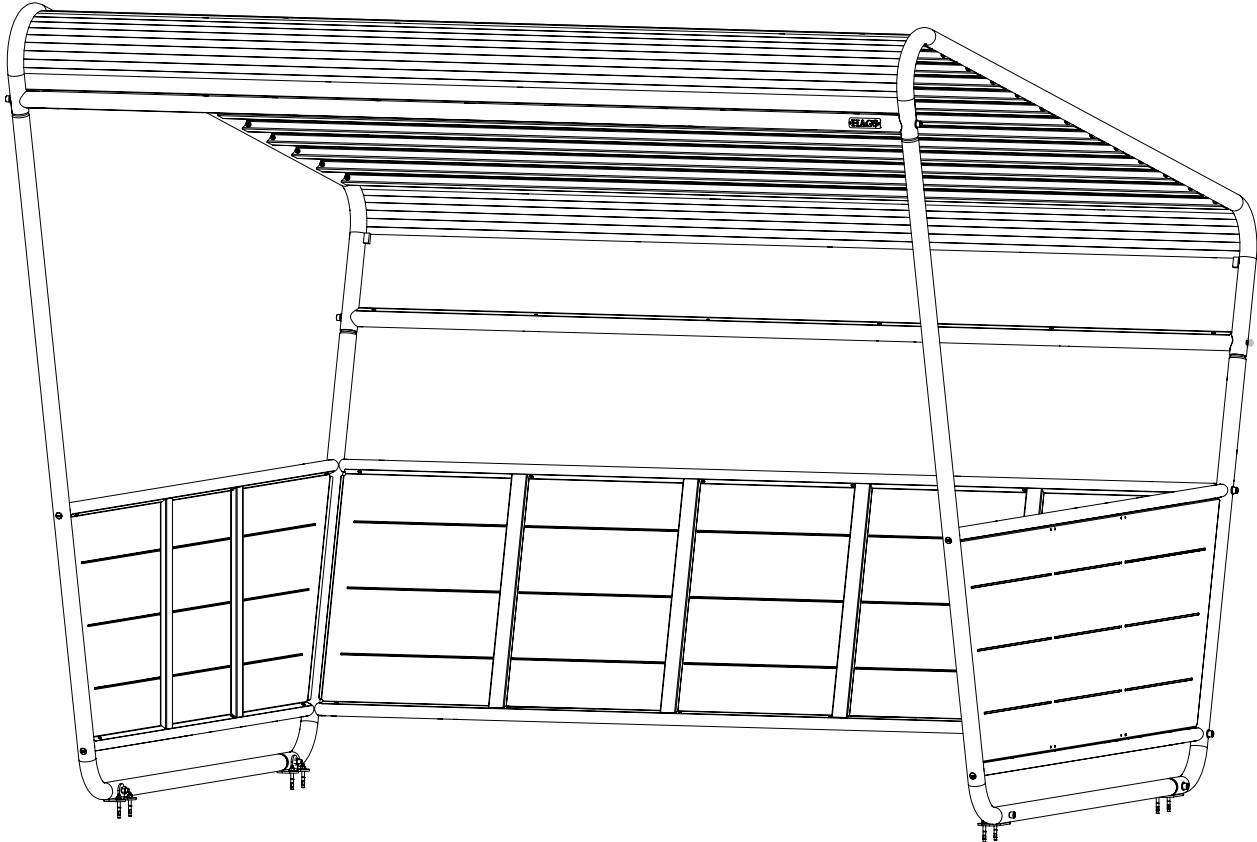






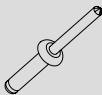



















# Atria Cycle Shelter




MASW87327

**OM**



1	SW85199		2x 2826mm	10.10kg
2	SW88242		1x 2817x69x460mm	13.15kg
3	SW88243		1x 2817x69x460mm	13.15kg
4	SW84367		1x 2810x775x38mm	42.43kg
5	SW84363		2x 2096x750x38mm	27.54kg
6	43-04816		4x Cover 8, Ø18x10mm	0.00kg
7	8008904		2x Blind rivet, 4x8-A2/A2-(2.5-4.5)	0.00kg
8	8008557		8x Expansion anchor M8x71 HDG	0.08kg
9	8008753		26x Nut, DIN986-M8-8	0.008kg
10	8008772		4x Nut, ISO4032-M12-8	0.017kg
11	8027762		168x M6x25-8.8-(ISO7380)	0.006kg
12	SW87638		1x 100x30x6mm	0.04kg

13	SW88232		13x 2824x50x26mm	6.73kg
14	SW98944		2x 2480x22x5mm	0.47kg
15	SW88259		1x 2798x270x256mm	14.51kg
16	SW88260		1x 2798x378x206mm	17.56kg
17	SW88479		4x 124x68x50mm	0.29kg
18	8008492		4x Screw, ISO4762-M12x25-8.8	0.041kg
19	8008495		4x Screw, ISO4762-M12x60-8.8	0.069kg
20	8008497		12x Screw, ISO4762-M12x80-8.8	0.090kg
21	8008478		26x Screw, ISO4762-M8x60-8.8	0.031kg
22	8035699		16x Washer ISO7089-13x24x2.5	0.006kg
23	8050049		52x Washer ISO7089-8.4x16x1.6	0.002kg
24	SW84351		2x 1356x573x51mm	5.34kg

25	SW84352		2x 3045x1111.5x51mm	13.10kg
26	SW87893		4x Ø18x26mm	0.02kg
27	SW92073		12x 2798x265x3.5mm	8.72kg

